



Executive overview

The 6th annual NetHui took on a different format to previous years, adopting a road-trip style setup and visiting three locations across New Zealand. We hosted one-day events in Nelson, South Auckland and Rotorua, encouraging a wider spread of participation from the regions.

- [NetHui Nelson programme](#)
- [NetHui South Auckland programme](#)
- [NetHui Rotorua programme](#)

The events were overwhelmingly enjoyed by attendees, with the feedback survey showing 88.7% of respondents being either extremely or moderately satisfied, 74% being either extremely likely or very likely to recommend NetHui to a friend and 80% feeling that NetHui was excellently organised.

Overall, there were more than 300 registrations in total across the three locations. Registration was \$25 per attendee including morning tea, lunch, afternoon tea, complimentary coffee and an after function with nibbles and drinks. This was funded by both InternetNZ and external sponsorship funds.

Participation

314 participants attended the NetHui Roadtrip 2016 across the three locations. 122 people registered for Nelson, 112 in South Auckland and 80 in Rotorua.

A number of participants were given complimentary registration including volunteer facilitators, speakers, panelists, sponsors, media, council members and InternetNZ staff.

Participant feedback survey results

All attendees and facilitators of NetHui were sent a survey to provide feedback on their experience. We received 88 responses, the key points of which included:

Attendance

- For 66% of respondents this was their first NetHui event.
- 39% of respondents attended NetHui Nelson, 33% attended NetHui Rotorua, and 33% attended NetHui South Auckland.
- 73% of respondents heard about NetHui through word of mouth.
- Respondents' reasons for attending NetHui 2015 included to hear about the latest technology for Māori, to show support for these more community focused initiatives, to see what the current issues are in relation to Internet access and to reach out, connect and hear from other communities/perspectives.
- 50% of respondents were part of the technology sector, and 43% from business.
- 25% of respondents identified with Government and 25% with civil society.
- 30% of respondents were aged between 35 and 44, 22% are aged between 55 and 64 and 17% aged between 45 and 54. There were 16 respondents under the age of 34 and 11 respondents over the age of 64.
- 66% of respondents identified as Pākehā and 25% identified as Māori.
- Compared to the 2015 survey, the 2016 survey results showed a 15% increase in Māori participation.
- 58% of respondents identified as male and 39% identified as female.

Experience and expectation

- 88.7% of respondents were either extremely or moderately satisfied with their NetHui 2016 experience.
- 74% of respondents are either extremely likely or very likely to recommend NetHui to a friend. No one responded saying they would not recommend NetHui to a friend.
- 80% of respondents thought NetHui 2016 was extremely well-organised.
- 84% of respondents said they felt welcome at NetHui, 83% felt able to voice their thoughts and opinions, 82% felt safe, 73% felt included, 2% felt unable to voice their opinion with no respondents feeling unsafe, unwelcome or not included.
- 69% of respondents said NetHui was either mostly what they expected or exactly what they expected.
- 77% of respondents said they received all or most of the information they needed about NetHui beforehand.

Comments

- What respondents liked most about NetHui 2016 included: the topics, the people met, the open nature of feedback discussion, the expertise of people, the community involvement, the cross selection of those involved, the open-mindedness and collegiality.
- What respondents disliked about the NetHui Roadtrip 2016 included: The regional event meant fewer people and nearly no industry representation, lower opportunities to interact outside of sessions and a limited focus on outcomes and actions.
- Respondents favourite sessions or speakers were: the disability session held in South Auckland, the speakers and variety of points of view in the collective impact session, UFB/RBI, and Māori ICT. Respondents also highlighted Dan Randow as a facilitator. In Nelson, people particularly liked the involvement from the Nelson Youth Council.
- Other topics respondents would have liked NetHui to cover included: Computer literacy for seniors, digital disruption, the 21st century, virtual reality, the cloud, leadership on the Internet and benefits of Internet technology and isolated/neglected communities.
- Suggestions for improvement included: Twitter wall showing live tweets, setting clear outcomes and actions, increase youth attendance, ensuring the titles of the sessions reflect what is discussed, and incorporating a clear briefing of 'how we do things' so that all participants are aware of the way they should contribute and interact with others.
- Other feedback included the online streaming was valuable, the wireless at Nelson was great, more youth should be encouraged to attend and that NetHui is an excellent model of responsiveness and flexibility.

(A more detailed Survey Monkey report is attached as Appendix 1.)

Format and planning

Programme format

As per previous years, the programme was developed through a call for suggestions and expressions of interest to the wider community through the media, community supporter organisations, social media and InternetNZ membership. Each of the three communities – Nelson, South Auckland and Rotorua – helped to create a programme that was relevant for their area. These ideas were then refined through community meetings and discussions with potential facilitators and contributors. Programme details were announced as confirmed, and the final three programmes, with finalised community-led content, were launched on 30 September and are available here:

- [NetHui Nelson programme](#)
- [NetHui South Auckland programme](#)
- [NetHui Rotorua programme](#)

The Nelson community also hosted spin-off events the day before NetHui Nelson. These were workshops for businesses on digital planning and a NetHui Nelson Tweetup.

Following the success of the NetHui Tui in 2015, for session timekeeping, Radio New Zealand again loaned NetHui their tui bird call to bring sessions to a close.

Kaupapa

Last years NetHui adopted a transparent and active approach to the kaupapa for all attendees and online commentary following feedback from previous years. The NetHui Roadtrip 2016 continued this kaupapa to ensure everyone's opinions and ideas were equally valued and that everyone involved in, or commenting online about, NetHui was respected.

The four pillars of this approach are:

- Respect people.
- Enable participation.
- Stay on topic.
- Keep it safe.

A more extensive [Code of Conduct](#) was available online, and participants and online commenters were directed to read the Code if any issues arose. Attendees were also briefed on the Code of Conduct during the opening sessions of each regional NetHui event.

No in-person Code of Conduct warnings were issued at NetHui and none were issued over twitter.

Accessibility

To promote accessibility for all people, all three venues had wheelchair access. At the South Auckland event, during the disability session, there was a sign language interpreter on-site to enable better access for attendees who have hearing impairments.

Sponsorship

Gold sponsors	Nelson local sponsors	Community supporters
Chorus Spark	Department of Internal Affairs Creative Development Solutions Blueberry IT	Nelson City Council Tasman District Council The Southern Initiative Rotorua Lakes Council
Silver sponsor	South Auckland local sponsors	Manukau Institute of Technology
APNIC	Department of Internal Affairs	Nelson Regional Development Agency
Lanyard sponsor	Manukau Institute of Technology	Creative Commons
Vocus		NetSafe
Nelson network sponsors	Rotorua local sponsor	TUANZ
Network Tasman Thepacific.net Limited	Department of Internal Affairs	2020 Communications Trust Crown Fibre Holdings

\$29,800.00 of cash sponsorship was secured, along with in-kind sponsorship from Network Tasman and Thepacific.net Limited, who helped build the NetHui Nelson network and ensure Internet worked well at the event. Rotorua Lakes Council and the Manukau Institute of Technology made significant contributions to the events by providing venues in Rotorua and South Auckland respectively.

Online

All NetHui sessions were streamed online by iFilm. All keynote addresses and two concurrent sessions were streamed at each event. The video recordings are available at the following links:

- [Nelson video recordings](#)
- [South Auckland video recordings](#)
- [Rotorua video recordings](#)

On some occasions there was a third breakout session running concurrently in which case these were not live-streamed. The sessions not streamed online were Cyberbullying, Catalysing change in the research sector and the Makerhood workshop.

Every session had a collaborative note taking page. Online streaming videos and collaborative note taking documents were accessible through the regional programme pages.

At the Nelson event, [#NetHui](#) was the top trending New Zealand Twitter hashtag for some time, consistently staying within the top three.

Media

NetHui received a range of media coverage before, during and after the event, including TV, print and online media. Below are some of the highlights:

- Rotorua Daily Post: [NetHui a hit in Rotorua](#)
- Stuff, Manukau Courier: [What's going on out South?](#)
- Nelson Mail: [Nelson NetHui to educate about the Internet](#)
- NetGuide: [InternetNZ's event NetHui to break from tradition](#)

Budget

The budgeting process for the first NetHui Road-trip is to be commended as there were no unexpected costs. Total operating expenses for the NetHui 2016 Roadtrip was \$80,683.

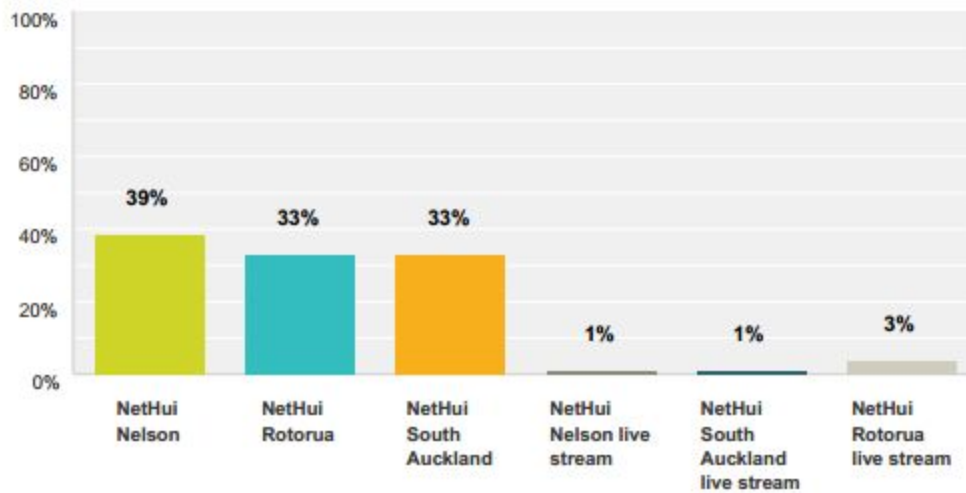
Appendices

Appendix 1: NetHui feedback survey graphs

Note: Long response questions and answers and demographic questions and answers are not included in this appendix.

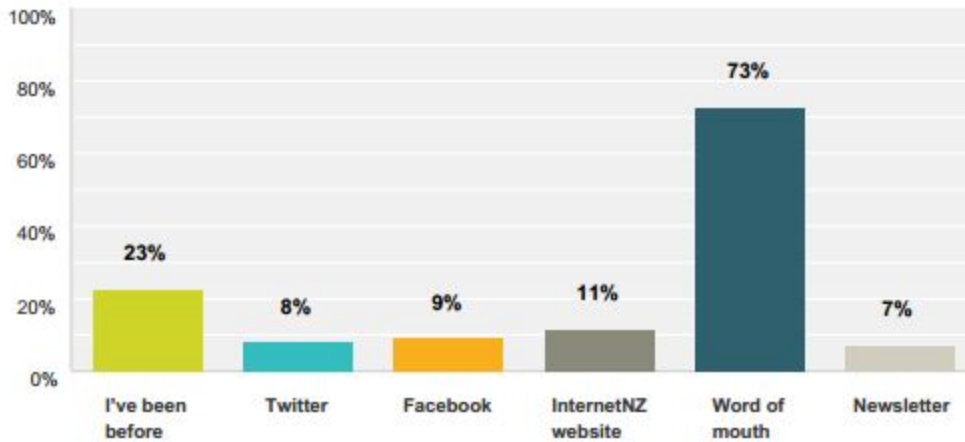
Q1 Which NetHui event/s did you attend? Please check all that apply.

Answered: 88 Skipped: 0



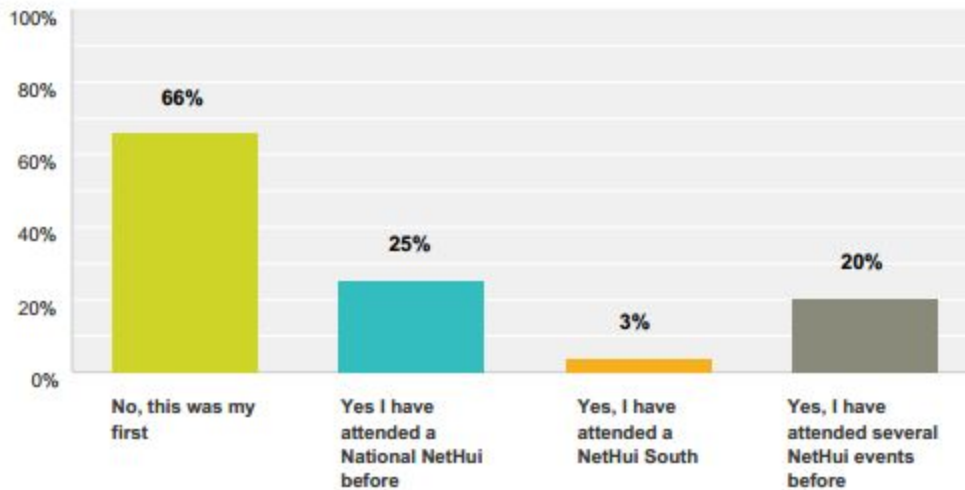
Q2 How did you hear about NetHui 2016? Please check all that apply.

Answered: 88 Skipped: 0



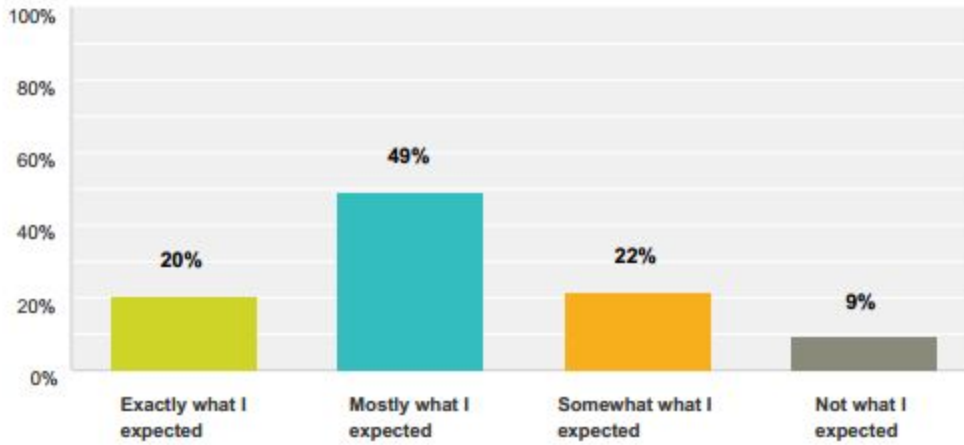
Q4 Have you attended a NetHui event before? Please check all that apply.

Answered: 88 Skipped: 0



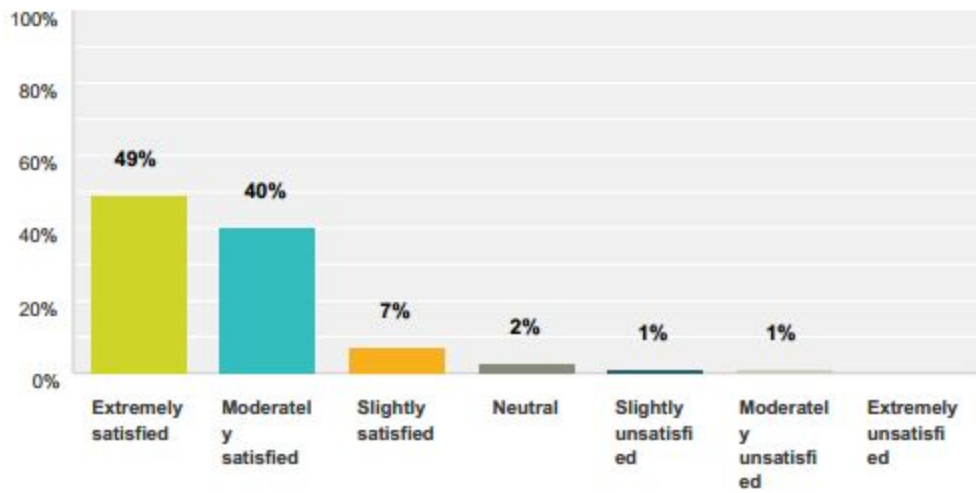
Q5 Was NetHui 2016 what you expected?

Answered: 88 Skipped: 0



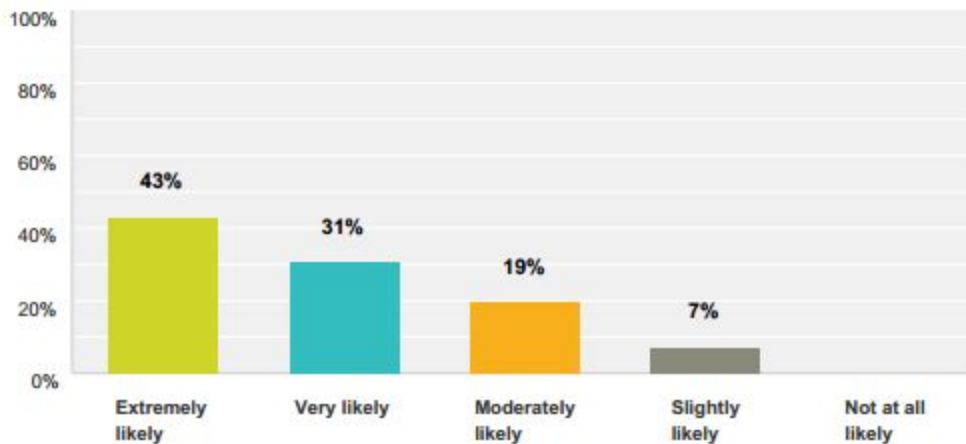
Q6 Overall, how satisfied were you with NetHui 2016?

Answered: 88 Skipped: 0



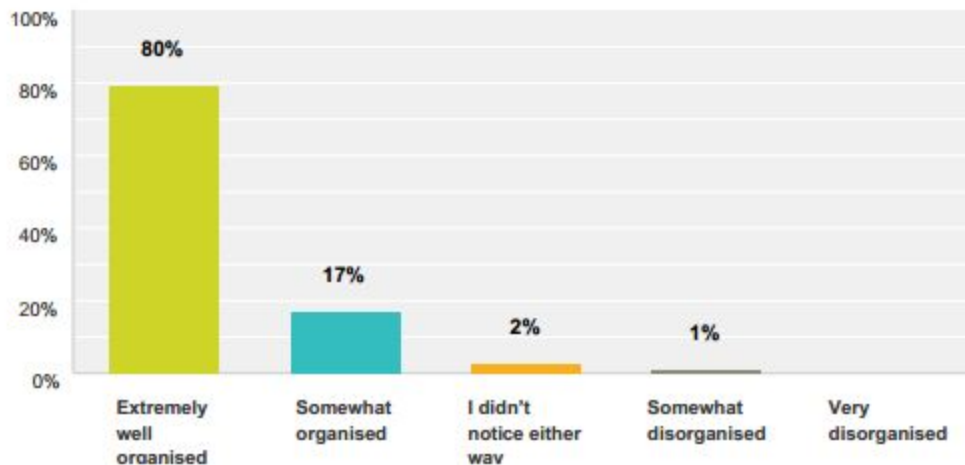
Q7 How likely would you be to recommend it to a friend?

Answered: 88 Skipped: 0



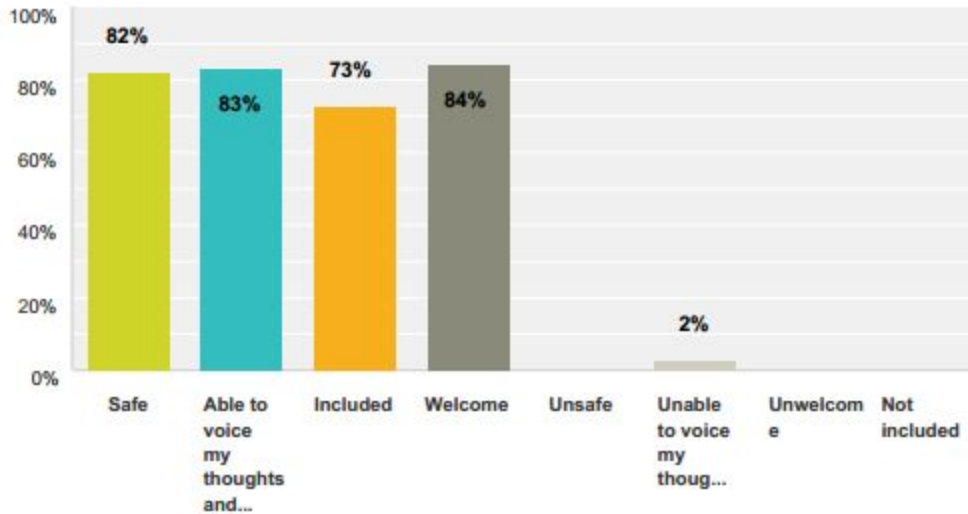
Q12 How well do you think NetHui 2016 was organised?

Answered: 88 Skipped: 0



**Q13 How did you feel at Nethui 2016?
Please check all that apply.**

Answered: 88 Skipped: 0



**Q15 How much of the information you
needed about Nethui 2016, did you get
before the event happened?**

Answered: 88 Skipped: 0

